



Federal Brace Supports




Heavy-Duty, American-Made Support Brackets

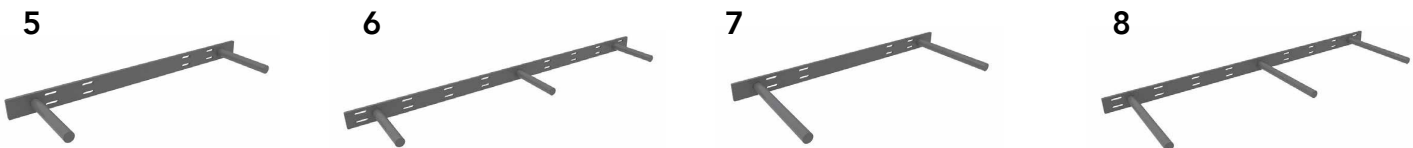
Federal Brace manufactures a full line of support products for various residential, commercial and industrial applications. From countertop brackets and wood corbels to heavy-duty floating shelves, you can trust that you'll be getting the ultimate combination of stylish design and adequate support. Also known for their lines of bathroom supports, bench brackets, and mantel brackets.

Whether you're searching for low-profile or hidden countertop supports, wall mounted desk supports, floating vanity brackets, or virtually any other support bracket application, Federal Brace has a full line of support solutions to meet the needs of your project.

Floating Shelf Brackets and Supports






	<u>Code</u>	<u>Description</u>	<u>Finish</u>	<u>Size</u>	<u>Load Cap</u>	<u>Fasteners Included</u>	<u>Price</u>
1	167184	Floating Shelf Bracket	Black	8" x 9.75" x 1.65"	200 lbs	No, 0.25" Slots	\$ 30.20
2	167185	Floating Shelf Bracket	Black	8" x 16.75" x 1.65"	200 lbs	No, 0.25" Slots	34.09
3	165245	Floating Shelf Bracket	Black	8" x 22.5" x 1.65"	200 lbs	No, 0.25" Slots	44.99
4	165246	Floating Shelf Bracket	Black	8" x 34.5" x 1.65"	200 lbs	No, 0.25" Slots	61.59




	<u>Code</u>	<u>Description</u>	<u>Finish</u>	<u>Size</u>	<u>Load Cap</u>	<u>Fasteners Included</u>	<u>Price</u>
5	FB-08606	Floating Shelf Support Rod Bracket	Steel	6" x 22.5" x 1.5"	150 lbs	No, rec. 39972	\$ 72.00
6	FB-08614	Floating Shelf Support Rod Bracket	Steel	6" x 34.5" x 1.5"	150 lbs	No, rec. 39972	81.00
7	FB-08608	Floating Shelf Support Rod Bracket	Steel	10" x 22.5" x 1.5"	250 lbs	No, rec. 39972	76.50
8	FB-08616	Floating Shelf Support Rod Bracket	Steel	10" x 34.5" x 1.5"	250 lbs	No, rec. 39972	85.50



Floating Shelf Brackets and Supports *cont.*



	<u>Code</u>	<u>Description</u>	<u>Finish</u>	<u>Size</u>	<u>Load Cap</u>	<u>Fasteners Included</u>	<u>Price</u>
9	165248	Low Profile Floating Shelf Bracket	Black	7" x 8" x 0.875"	50 lbs	No, rec. 39972	\$ 33.15
	165249	Low Profile Floating Shelf Bracket	Black	14" x 8" x 0.875"	50 lbs	No, rec. 39972	37.79
	165244	Low Profile Floating Shelf Bracket	Black	19.75" x 8" x 0.875"	50 lbs	No, rec. 39972	41.68
10	165250	Low Profile Floating Shelf Bracket	Black	31.75" x 8" x 0.875"	50 lbs	No, rec. 39972	72.17
11	32155	Hidden Shelf Bracket	Galv	8" x 2" x 1.65"	50 lbs	No, 0.25" Slots	15.53
12	32154	Hidden Shelf Bracket	Black	8" x 2" x 1.65"	50 lbs	No, 0.25" Slots	20.84



	<u>Code</u>	<u>Description</u>	<u>Finish</u>	<u>Size</u>	<u>Load Cap</u>	<u>Fasteners Included</u>	<u>Price</u>
13	32152	Floating Shelf Support Rod	Steel	6" x 1.75" x 1.5"	50 lbs	No, 0.26" Straight	\$ 36.42
	32136	Floating Shelf Support Rod	Steel	10" x 1.75" x 1.5"	50 lbs	No, 0.26" Straight	37.88
14	32138	Floating Shelf Support Rod	Black	10" x 1.75" x 1.5"	50 lbs	No, 0.26" Straight	42.56
15	32160	Stud Mounted Shelf Rod	Steel	8" x 2" x 4"	100 lbs	No, rec. 39972	27.41
	32162	Stud Mounted Shelf Rod	Steel	12" x 2" x 4"	100 lbs	No, rec. 39972	28.03
16	32156	Stud Mounted Shelf Bracket	Steel	8" x 0.25" x 2"	100 lbs	No, rec. 39972	14.36
	32158	Stud Mounted Shelf Bracket	Steel	12" x 0.25" x 4"	100 lbs	No, rec. 39972	16.74

Low Profile Floating Shelf System



When a small shelf box profile on a wall mounted floating shelf is desired, but a more substantial carrying capacity is still required. This floating shelf system comes with a gusseted support bracket that ties the supporting arms together with a cross member rib that improves the overall carrying capacity of the system. The exterior shelf support is made out of heavy gauge .25 inch thick steel. Matched up with white veneer and MDF shelf box, the finished Floating Shelf is both sturdy and low profile. Includes mounting bracket and fasteners, 50 lbs load capacity.

<u>Code</u>	<u>Size</u>	<u>Finish</u>	<u>Load Cap</u>	<u>Price</u>
39890	24" x 10" x 2"	MDF/ White Veneer	50 lbs	\$ 141.30



Porcelain Floating Shelf System



Porcelain Floating Shelves come in black and white and lend sophistication to any area. The heavy duty porcelain material provides longevity and a clean, contemporary look while also allowing for a 200 lb load capacity. Durable, boasting heat, UV, stain, scratch and thermal shock resistance. These shelves will transform your home or work space while complementing various decor styles, enhancing and organizing the visual appeal of your space.

<u>Code</u>	<u>Size</u>	<u>Finish</u>	<u>Load Cap</u>	<u>Price</u>
FB-09636	10" x 23" x 2.75"	Black Marbled	200 lbs	\$ 459.00
FB-09635	10" x 23" x 2.75"	White Marbled	200 lbs	459.00

Classic Floating Shelf System



The perfect addition for a modern decor style, this shelf will blend flawlessly for various uses. Can be used in the bathroom, kitchen, living room, study or office to hold books, pictures, dishes, plants and more. Available in a beautiful coffee brown or a classic white, the shelf includes the mounting brackets which easily install in any room or office. The mounting bracket is heavy duty steel powdercoated with a gloss black finish. Multiple lengths with 10" depth available, Load Cap 200 lbs. each.

<u>Code</u>	<u>Size</u>	<u>Finish</u>	<u>Load Cap</u>	<u>Price</u>
39924	24" x 10" x 3.25"	MDF/ Coffee	200 lbs	\$ 150.30
39928	40" x 10" x 3.25"	MDF/ Coffee	200 lbs	243.00
39920	24" x 10" x 2.75"	Stainless Steel	200 lbs	446.00
39921	36" x 10" x 2.75"	Stainless Steel	200 lbs	506.00
39918	40" x 10" x 2.75"	Stainless Steel	200 lbs	584.00
39931	24" x 10" x 3.25"	Stainless Laminate	200 lbs	252.00
39922	24" x 10" x 3.25"	MDF/ White	200 lbs	128.70
39925	36" x 10" x 3.25"	MDF/ White	200 lbs	186.30
39926	40" x 10" x 3.25"	MDF/ White	200 lbs	205.20

Live Edge Floating Shelf System



The live edge floating shelf system is a stunning addition for your next project. The shelf is made of solid wood that is kiln dried and finely sanded for a sophisticated finish (ships unfinished). Each shelf is made from salvaged live wood and will feature a unique look. Cracks and variations in the wood grain are normal and will add a unique character to each shelf. Shelf depth varies from 9" - 12" due to the organic nature of the wood.

<u>Code</u>	<u>Size</u>	<u>Species</u>	<u>Load Cap</u>	<u>Price</u>
FB-09098	9" - 12" x 24" x 2.25"	Elm	200 lbs	\$ 168.30
FB-09100	9" - 12" x 24" x 2.25"	Hickory	200 lbs	193.50
39932	9" - 12" x 24" x 2"	Maple	200 lbs	170.10
FB-09097	9" - 12" x 24" x 2.25"	Pine	200 lbs	148.50
FB-09099	9" - 12" x 24" x 2.25"	Sycamore	200 lbs	178.20
FB-09101	9" - 12" x 24" x 2.25"	Walnut	200 lbs	207.00



Teak Floating Shelf System, Pre-Sealed



The Teak Floating Shelf by Federal Brace is a perfect balance between form and function. Its beautiful honey color matches any home decor. Perfect for displaying books, memorabilia, plants, or even media equipment. Available in 24"-40" with a 10" depth, Load Cap 200 lbs, brackets, fasteners, and silicone included. Pre-sealed to maintain its natural honey teak color and to avoid discoloration. Every Teak Shelf will vary in color and texture.

<u>Code</u>	<u>Size</u>	<u>Species</u>	<u>Load Cap</u>	<u>Price</u>
FB-06659	24" x 10" x 2.75"	Teak	200 lbs	\$ 144.00
FB-10052	36" x 10" x 2.75"	Teak	200 lbs	229.50
FB-10053	40" x 10" x 2.75"	Teak	200 lbs	251.99

Wine Display Rack



The Wine Display Shelf Rack allows you to display in multiple configurations: horizontal, neck up vertical, neck down vertical, as well as a countertop display. The rack is engineered for every application to give safe visible storage ranging from 6 - 9 bottles per shelf rack. With simple rod adjustments, any bottle shape or size can fit. Multiple finishes available. Assembly required.

Includes: 2 steel brackets, 6 parallel rods (color dependent upon selection), fasteners for rods and wall application.

<u>Code</u>	<u>Size</u>	<u>Finish</u>	<u>Price</u>
FB-08952	13.5" x 27.25" x 5"	Black	\$ 188.10
FB-08953	13.5" x 27.25" x 5"	Silver	188.10
FB-08954	13.5" x 27.25" x 5"	Gold	188.10

3 Tier Hanging Shelf System



The 3 Tier Hanging Shelf is a durable storage solution with a subtle hint to farmhouse industrial shelving. With natural teak shelves and matte black brackets, the teak hanging shelf combines organic beauty with modern lines. Teak wood has a high concentration of natural oils and tight wood grain making it suitable for use in humid environments, such as the kitchen and bathroom. Each shelf measures 32" long and 11.5" deep and the brackets are 12" long and 29" high. Versatile: you can hang it from the ceiling or keep it as a standing shelf.

<u>Code</u>	<u>Shelf Size</u>	<u>Bracket Size</u>	<u>Load Cap Hanging/Standing</u>	<u>Finish</u>	<u>Price</u>
FB-06660	11.5" x 32" x 0.75"	2" x 12" x 29"	200 lbs / 350 lbs	Teak/Black	\$ 432.00

Accent Floating Shelf Bracket Only



Shelf not included



A uniquely designed visible shelf bracket to add an elevated, modern look to your floating shelves. Comes equipped with 3/4" diameter heavy-duty support rods that can carry up to 150 lbs. Features perfectly spaced slots that are pre-engineered for stud correlation. Pair this bracket with a Raw or Live Edge shelf to create a luxurious addition to your favorite space.

<u>Code</u>	<u>Size</u>	<u>Finish</u>	<u>Load Cap</u>	<u>Price</u>
FB-08701	27.5" x 6" x 5"	Black	150 lbs	\$ 89.99



Freedom Hidden Countertop Brackets



The perfect solution for creating a sleek, floating countertop appearance. Designed to support countertop overhangs where the majority of the weight is already supported by a cabinet base, these hidden countertop support brackets offer strength, durability, and an elegant, seamless look for your kitchen or island.



- Load Cap: 375 lbs
- Sizes range from 8 to 20"
- Finishes: flat black, flat white, and untreated raw steel (ready for painting)
- Flush mounted for a Floating Countertop look, Face-Mounted for a Modern Industrial Look

<u>Code</u>	<u>Size</u>	<u>Thickness</u>	<u>Finish</u>	<u>Load Cap</u>	<u>Price</u>
30031	8" x 2" x 8"	0.25"	Flat Black	375 lbs	\$ 53.71
30041	10" x 2" x 10"	0.25"	Flat Black	375 lbs	57.30
30049	12" x 2" x 12"	0.25"	Flat Black	375 lbs	58.68
30053	14" x 2" x 14"	0.375"	Flat Black	375 lbs	71.01
30057	16" x 2" x 16"	0.375"	Flat Black	375 lbs	74.72
30059	18" x 2" x 18"	0.5"	Flat Black	375 lbs	75.70
30061	20" x 2" x 20"	0.5"	Flat Black	375 lbs	82.95
30062	8" x 2" x 8"	0.25"	Flat White	375 lbs	\$ 53.71
30063	10" x 2" x 10"	0.25"	Flat White	375 lbs	57.30
30064	12" x 2" x 12"	0.25"	Flat White	375 lbs	58.68
30065	14" x 2" x 14"	0.375"	Flat White	375 lbs	71.01
30066	16" x 2" x 16"	0.375"	Flat White	375 lbs	74.72
30067	18" x 2" x 18"	0.5"	Flat White	375 lbs	75.70
30068	20" x 2" x 20"	0.5"	Flat White	375 lbs	92.06
30030	8" x 2" x 8"	0.25"	Raw Steel	375 lbs	\$ 51.71
30040	10" x 2" x 10"	0.25"	Raw Steel	375 lbs	52.71
30048	12" x 2" x 12"	0.25"	Raw Steel	375 lbs	55.70
30052	14" x 2" x 14"	0.375"	Raw Steel	375 lbs	69.08
30056	16" x 2" x 16"	0.375"	Raw Steel	375 lbs	70.74
30058	18" x 2" x 18"	0.5"	Raw Steel	375 lbs	74.56
30060	20" x 2" x 20"	0.5"	Raw Steel	375 lbs	76.15

Recommended Installation Kits (Installs multiple brackets, depending on number of holes in brackets):

Item #39972 (8x8 - 18x18 brackets) Includes: (12) 1/4" x 2-1/2" Hex Lag Screws, NOMARR Surface Protectors, (1) Tube RTV Silicone
 Item #39973 (20x20 brackets) Includes: (12) 1/2" x 2-1/2" Hex Lag Screws, NOMARR Surface Protectors, (1) Tube RTV Silicone

39972	Recommended Installation Kit	Stainless	-	\$ 37.19
39973	Recommended Installation Kit	Stainless	-	37.88



Brunswick Countertop Brackets



Designed to provide both form and function for supporting island overhangs and floating counters. With its curved gusset, this countertop bracket ensures strength and stability, making it ideal for heavy solid surfaces like granite, marble, and quartz. Whether you're working with an island extension, half wall, or pony wall, the Brunswick Countertop Bracket offers the support needed for a variety of applications.



- Gusseted Design for Maximum Support
- 1/4" thick material
- Versatile Use for Island Overhangs and Pony Walls
- Finishes: bronze, flat black, stainless steel, and untreated raw steel (ready for painting)

<u>Code</u>	<u>Size</u>	<u>Thickness</u>	<u>Finish</u>	<u>Load Cap</u>	<u>Price</u>
30125	8" x 2" x 8"	0.25"	Bronze	500 lbs	\$ 90.14
30133	10" x 2" x 10"	0.25"	Bronze	500 lbs	97.69
30141	12" x 2" x 12"	0.25"	Bronze	500 lbs	106.77
30139	12" x 2" x 12"	0.25"	Flat Black	500 lbs	92.45
30149	16" x 2" x 16"	0.25"	Flat Black	500 lbs	103.82
30124	8" x 2" x 8"	0.25"	Stainless Steel	500 lbs	106.05
30132	10" x 2" x 10"	0.25"	Stainless Steel	500 lbs	114.93
30140	12" x 2" x 12"	0.25"	Stainless Steel	500 lbs	125.60
30144	14" x 2" x 14"	0.25"	Stainless Steel	500 lbs	132.71
30148	16" x 2" x 16"	0.25"	Stainless Steel	500 lbs	142.48
30152	18" x 2" x 18"	0.25"	Stainless Steel	500 lbs	150.45
30156	20" x 2" x 20"	0.25"	Stainless Steel	500 lbs	160.25
30160	24" x 2" x 24"	0.25"	Stainless Steel	500 lbs	174.44
30122	8" x 2" x 8"	0.25"	Raw Steel	500 lbs	79.60
30130	10" x 2" x 10"	0.25"	Raw Steel	500 lbs	84.67
30138	12" x 2" x 12"	0.25"	Raw Steel	500 lbs	89.75
30142	14" x 2" x 14"	0.25"	Raw Steel	500 lbs	94.83
30146	16" x 2" x 16"	0.25"	Raw Steel	500 lbs	100.80
30150	18" x 2" x 18"	0.25"	Raw Steel	500 lbs	105.87
30154	20" x 2" x 20"	0.25"	Raw Steel	500 lbs	110.94
30158	24" x 2" x 24"	0.25"	Raw Steel	500 lbs	117.51

Recommended Installation Kits (Installs multiple brackets, depending on number of holes in brackets):

Item #39972 (8x8 - 18x18 brackets) Includes: (12) 1/4" x 2-1/2" Hex Lag Screws, NOMARR Surface Protectors, (1) Tube RTV Silicone

39972	Recommended Installation Kit	Stainless	-	\$ 37.19
-------	------------------------------	-----------	---	----------



Harmony Countertop Support Brackets



A hidden countertop support designed specifically for an island with base cabinets. Installed on 1x2 strips across the top of the cabinet and positioned forward or back depending on support required. It is a strong support for granite, quartz, marble or other stone countertops from 8" to 24". Available with a right or left side mounting flange to avoid interference with drawer slides. Load cap: 375 lbs per bracket, designed to provide maximum knee clearance. Black finish.



<u>Code</u>	<u>Description</u>	<u>Flange size</u>	<u>Bracket size</u>	<u>Per Box</u>	<u>Price</u>
39997	RH Bracket	4" x 2"	24" x 1.5"	1	\$ 46.13
39996	RH Bracket	4" x 2"	24" x 1.5"	3	115.35
39999	LH Bracket	4" x 2"	24" x 1.5"	1	46.13
39998	LH Bracket	4" x 2"	24" x 1.5"	3	115.35

Recommended Installation Kits (Installs multiple brackets, depending on number of holes in brackets):

Item #39972 (8x8 - 18x18 brackets) Includes: (12) 1/4" x 2-1/2" Hex Lag Screws, NOMARR Surface Protectors, (1) Tube RTV Silicone

39972	Recommended Installation Kit	Stainless	\$ 37.19
-------	------------------------------	-----------	----------

Anthem Hidden Corner Overhang Brackets



Easily mounts to the inside corner of your cabinet base and extends out to support under the corner part of the countertop. Load Cap: 375 Lbs. These brackets allow you to safely mount thick granite, quartz, marble, other natural stones and concrete countertops. Comes in three different support arm lengths; 12", 14" and 17" with a black powder coat finish.



<u>Code</u>	<u>Size</u>	<u>Finish</u>	<u>Load Cap</u>	<u>Price</u>
40246	12" x 6.5" x 2"	Black	375 lbs	\$ 54.51
40248	14" x 6.5" x 2"	Black	375 lbs	59.63
40250	17" x 6.5" x 2"	Black	375 lbs	67.18

Recommended Installation Kits (Installs multiple brackets, depending on number of holes in brackets):

Item #39972 (8x8 - 18x18 brackets) Includes: (12) 1/4" x 2-1/2" Hex Lag Screws, NOMARR Surface Protectors, (1) Tube RTV Silicone

39972	Recommended Installation Kit	Stainless	\$ 37.19
-------	------------------------------	-----------	----------

ADA Universal Floating Vanity Bracket



The ADA Universal Floating Vanity Bracket is suitable for both single-occupancy and multi-user restrooms, featuring an interchangeable arm for left or right configuration and easy maintenance access. Designed to meet ADA compliance guidelines, it provides the necessary knee clearance and plumbing access when installed.

<u>Code</u>	<u>Size</u>	<u>Thickness</u>	<u>Finish</u>	<u>Load Cap</u>	<u>Price</u>
40435	20" x 1.65" x 20"	Bracket: 11 ga. Arm: 16 ga.	Black	500 lbs	\$ 94.50
39972	Recommended Installation Kit		Stainless	\$ 37.19	



Titus Floating Vanity Support



Left Arm

The Titus Floating Vanity Support Bracket offers a secure and sleek solution for mounting a floating vanity. This wall-hung vanity support bracket provides ample room for under-mount sinks and plumbing while maintaining a clean, modern look. Ideal for residential and commercial bathrooms, it combines functionality with contemporary design.

<u>Code</u>	<u>Size</u>	<u>Thickness</u>	<u>Finish</u>	<u>Load Cap</u>	<u>Price</u>
40324	18" x 2" x 10", LH	11 ga	Galv	100 lbs	\$ 31.30
40325	18" x 2" x 10", RH	11 ga	Galv	100 lbs	31.30
39972	Recommended Installation Kit		Stainless		\$ 37.19


Versa Support Brackets



An elegantly designed, L-shaped bracket crafted for both residential and commercial counter support. Ensures lasting stability in spaces such as kitchens, bathrooms, offices, hotels, hospitals, schools, and more. Retrofit over pre-existing fascia by mounting through the down flange into front studs, or opt for nearly invisible installation on open stud walls, positioning the bracket to the side of studs.

<u>Code</u>	<u>Size</u>	<u>Thickness</u>	<u>Finish</u>	<u>Load Cap</u>	<u>Price</u>
FB-03768	12" x 2" x 12"	7 ga	Black	500 lbs	\$ 49.63
FB-03933	18" x 2" x 18"	7 ga	Black	500 lbs	52.54
39972	Recommended Installation Kit		Stainless		\$ 37.19

Hammam Lavatory Supports



Designed to mount on the side of wooden wall studs with the support arm extending out and under a vanity or stone top. This support system comes in one size and finish with an invisible or floating surface configuration. The 1/2" thick arm is centered on the 24" tall mount and provides 20" of support under a lavatory counter. Your vanity surface should not extend more than 4" past the end of the support. Place one bracket on every stud for the length of the lavatory counter.

<u>Code</u>	<u>Size</u>	<u>Thickness</u>	<u>Finish</u>	<u>Load Cap</u>	<u>Price</u>
39836	20" x .75" x 24"	.25" plate, .5" rod	Black	200 lbs	\$ 85.84
39972	Recommended Installation Kit		Stainless		\$ 37.19



Chevron Countertop Support Bracket



Has a slim gusset that provides additional support for heavier stone countertops such as granite, quartz, concrete and other solid surfaces. Supports your wall hung counters, floating desks, etc. with no worry of knee knocking. 500 lbs Load cap, 1/4" material thickness. Use in all standard applications where a countertop bracket is used – island extension, half wall or pony wall applications and wall shelf mounted.

<u>Code</u>	<u>Size</u>	<u>Finish</u>	<u>Load Cap</u>	<u>Price</u>
40217	8" x 2" x 8"	Stainless	500 lbs	\$ 109.89
40208	10" x 2" x 10"	Stainless	500 lbs	112.17
40212	16" x 2" x 16"	Stainless	500 lbs	142.82
40216	18" x 2" x 18"	Stainless	500 lbs	155.76
40206	10" x 2" x 10"	Raw Steel	500 lbs	86.90
40462	10" x 2" x 10"	Flat Black	500 lbs	90.45
40464	16" x 2" x 16"	Flat Black	500 lbs	108.21
40466	18" x 2" x 18"	Flat Black	500 lbs	141.75
40461	10" x 2" x 10"	Flat White	500 lbs	90.45
40463	16" x 2" x 16"	Flat White	500 lbs	108.21
40465	18" x 2" x 18"	Flat White	500 lbs	141.75
39972	Recommended Installation Kit	Stainless		\$ 37.19

Anteris Countertop Support Legs

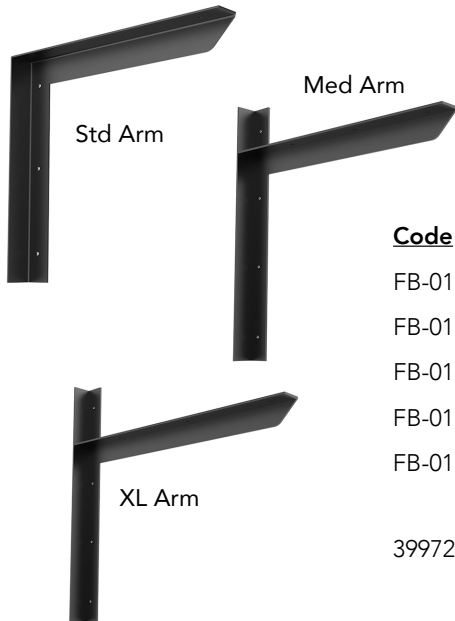


A strong metal support leg in countertop height for supporting overhangs in heavy stone and composite materials. The Anteris countertop support fastens to the floor with a countersunk lag screw and disperses the weight for maximum support. The countertop is attached using a silicone or epoxy adhesive. 200 lbs Load Cap. Made of 1/4" steel, and comes in either a stainless finish or painted gloss black. You will find a bottom plate with hole(s) for fastening the leg to the floor so it will be a sturdy support for your counter. The top plate for attaching under the counter for support does not have holes and is adhered using silicone or a two part epoxy.

<u>Code</u>	<u>Size</u>	<u>Finish</u>	<u>Load Cap</u>	<u>Price</u>
39520	6" x 5" x 34.5"	Black Powder Coat	200 lbs	\$ 177.30
39522	6" x 5" x 34.5"	Stainless Steel	200 lbs	333.00



Carolina Floating Vanity Support



For heavy duty half wall counter support in large commercial projects, schools, banks, restaurants, etc. Designed to provide the support strength necessary. Material thickness is 11 to 7 Gauge, depending on support size. Flat Black. Larger versions of this bracket include an extended back flange to maximize fastener points along the stud.

Code	Size	Thickness	Finish	Load Cap	Price
FB-01844	10" x 2" x 10" Std Arm	11 ga	Black	500 lbs	\$ 46.80
FB-01846	12" x 2" x 12" Std Arm	11 ga	Black	500 lbs	49.95
FB-01848	16" x 2" x 16" Std Arm	11 ga	Black	500 lbs	52.83
FB-01850	20" x 2" x 22" Med Arm	7 ga	Black	500 lbs	58.49
FB-01852	24" x 2" x 24" XL Arm	7 ga	Black	500 lbs	69.66
39972	Recommended Installation Kit		Stainless		\$ 37.19

Olympus ADA Floating Vanity Bracket



An ADA Compliant floating vanity support for residential applications with a 500 lb load rating. Unlike the Atlas, which is a similar designed support geared towards commercial applications, this product can be installed into the base of your stud wall - a great option for residential vanity applications where a wheel chair may be used. Designed for heavy vanity loads with its half inch thick fortified tube and half-inch thick plate.

Code	Size	Thickness	Finish	Load Cap	Price
FB-07441	22.5" x 6" x 33"	Top plate 11 Ga, Leg 11 Ga, Stabilizer 7 Ga	Black	500 lbs	\$ 144.00

Braila ADA Counter Support Bracket



The Braila ADA Floating Countertop Support incorporates the sturdy construction of Federal Brace support brackets while adding a bigger capacity for your floating countertops and floating stone surfaces. Can support up to 36" depth overhangs, counters, and desk. ADA approved and built to last for any commercial application. 375 Load cap.

Code	Size	Thickness	Finish	Load Cap	Price
FB-07443	32" x 2.75" x 31.62"	Top plate 11 Ga, Leg 11 Ga, Stabilizer 7 Ga	Black	375 lbs	\$ 153.90



Steel Cube Cabinets



This welded steel cube cabinet shelf system is a solid, customizable unit for multiple design and storage applications. The Cube Cabinet is designed to open and transform previously unused space, adding suspended surface areas when hung in residential kitchens, closets, and retail environments. You can hang it from the wall, ceiling or allow it to remain free-standing! 1" wide frame arms when viewed from the front. Order fasteners separately.

Code	Size	Description	Finish	Load Cap	Price
FB-08504	17" x 12" x 12"	Model A (open top for shelf insert)	Black	200 lbs	\$ 202.50
FB-08505	17" x 12" x 12"	Model B (closed top for ceiling mounting)	Black	200 lbs	202.50

Hardware for hanging or wall mounting cubes

FB-08519	-	Hardware for 1 cube	Black	-	13.50
FB-08520	-	Hardware for 2 cubes	Black	-	22.50
FB-08521	-	Hardware for 3 cubes	Black	-	26.99

3D Teak Wood Wall Panels

Made of real solid teak, these decorative wall panels add a touch of rustic charm to any room with a rugged, industrial look. Piece these panels together as an accent wall for your office, turn them into a headboard for your bedroom, or use them to upgrade a piece of furniture or turn an odd space into a gorgeous accent wall. Available in a 12 pack, 24 pack, and 48 pack. They can be cut using an electric saw tool or table saw. For interior use.

Native



Relic



Vintage



Code	Description	Size	Pack Size	Price
FB-07463	Native wall panel	21.25" x 7" x .75"	12 pieces	\$ 90.00
FB-07466	Native wall panel	21.25" x 7" x .75"	24 pieces	180.00
FB-07516	Native wall panel	21.25" x 7" x .75"	48 pieces	360.00
FB-07459	Relic wall panel	21.25" x 7" x .75"	12 pieces	90.00
FB-07465	Relic wall panel	21.25" x 7" x .75"	24 pieces	180.00
FB-07515	Relic wall panel	21.25" x 7" x .75"	48 pieces	360.00
FB-07464	Vintage wall panel	21.25" x 7" x .75"	12 pieces	90.00
FB-07467	Vintage wall panel	21.25" x 7" x .75"	24 pieces	180.00
FB-07517	Vintage wall panel	21.25" x 7" x .75"	48 pieces	360.00

Teak Shower Bench System



Combo Teak bench and 2 Georgian bench brackets. Ideal for shower use - water resistant and teak's ability to withstand moisture, mold and mildew. Fasteners included.

Code	Size	Load Cap	Price
FB-09765	16" x 21" x 3"	500 lbs	\$ 364.50

Sereni Teak Shower Stool



Solid Teak hardwood, use as an alternative to built in shower benches. Versatile - use as a spare seat, foot stool, side table, etc. Indoor/outdoor applications.

Ships assembled. Load cap: 250 lbs.

Code	Size	Price
FB-09096	16.5" x 16" x 19.5"	\$ 364.50



Floating Fireplace Mantel Bracket



Easily mounts to the wall to securely hold an open or box style mantle. Load cap: 200 lbs, heavy duty powder coated black steel. Arms extend from both ends of the bracket for insertion into the mantel box, floating shelf box, or any other shelf material. This bracket has also been designed minimizing scrap and requiring no welding.

<u>Code</u>	<u>Size</u>	<u>Thickness</u>	<u>Finish</u>	<u>Load Cap</u>	<u>Price</u>
FB-06338	4.5" x 46" x 3"	.25"	Black	200 lbs	\$ 85.50
FB-06339	4.5" x 50" x 3"	.25"	Black	200 lbs	121.50
FB-07081	6.5" x 46" x 3.13"	.25"	Black	200 lbs	112.50

Porcelain Floating Mantel - use with above bracket



Porcelain Floating Mantels come in black and white, and lend sophistication to any area. The heavy duty porcelain material, reminiscent of marble, has a 100 lb load cap. Heat, UV, stain, scratch and thermal shock resistant. Mantel only - order above bracket separately.


<u>Code</u>	<u>Size</u>	<u>Finish</u>	<u>Load Cap</u>	<u>Price</u>
FB-09633	60" x 6" x 6"	White Marbled	100 lbs	\$ 810.00
FB-09634	60" x 6" x 6"	Black Marbled	100 lbs	810.00

Floating Fireplace Mantel Kits

Victorian Grey

Teak

Arctic Groovz



Mantel kits include mantel and bracket. Easy installation and reliable support for your mantel. With a load cap of up to 100 pounds, you can safely display decor, books, or media equipment. Made from heavy-duty steel and finished with a durable gloss black powder coat, ensuring long-lasting strength and style. Different finish options available.

<u>Code</u>	<u>Size</u>	<u>Finish</u>	<u>Load Cap</u>	<u>Price</u>
FB-08029	48" x 6" x 6"	Teak	100 lbs	\$ 351.00
FB-08039	48" x 8" x 8"	Teak	100 lbs	364.50
FB-08033	60" x 6" x 6"	Teak	100 lbs	382.50
FB-08028	48" x 6" x 6"	Victorian Grey	100 lbs	351.00
FB-08038	48" x 8" x 8"	Victorian Grey	100 lbs	364.50
FB-08032	60" x 6" x 6"	Victorian Grey	100 lbs	382.50
FB-08027	48" x 6" x 6"	Arctic Groovz	100 lbs	351.00
FB-08037	48" x 8" x 8"	Arctic Groovz	100 lbs	364.50
FB-08031	60" x 6" x 6"	Arctic Groovz	100 lbs	382.50



Appalachian Mantel Bracket



Made from a classic, thick, quality, heavy duty metal that also provides a sleek, minimalist look. Perfect for a cozy farmhouse, industrial or modern home or application. Bracket is 0.375" thick with a flat black finish. Available for 6x6 or 8x8 beams, 4 countersunk holes tie into the rock or stud wall. 5" wide and should be spaced no more than 30" apart for your mantel support.

<u>Code</u>	<u>Size</u>	<u>Thickness</u>	<u>Finish</u>	<u>Load Cap</u>	<u>Price</u>
40184	6" x 5" x 6"	.375"	Black	375 lbs	\$ 64.50
40186	8" x 5" x 8"	.375"	Black	375 lbs	80.25

Recommended Installation Kit (Installs multiple brackets, depending on number of holes in brackets):

Item #39988 Includes: (12) 1/4" x 2-1/2" Hex Lag Screws, NOMARR Surface Protectors, (1) Tube RTV Silicone \$ 29.60

Blue Ridge Mantel Corbel



An elegantly styled wood corbel designed to bear weight and serve as a support for your mantel beam. Simply install the metal bracket to the wall, fix the wood corbel to it, then install the mantel beam on top of your corbels. Stain or paint your corbels pre or post-installation. Bracket is 3/8" thick and Load cap is 750 lbs/ pair. Has three 1/4" countersunk holes on the back flange, one 1/4" countersunk hole on the top flange to fasten the wood corbel and also two 1/4" Countersunk holes on bottom flange for the screws to fasten into the mantel. Fasteners included.

<u>Code</u>	<u>Size</u>	<u>Thickness</u>	<u>Finish</u>	<u>Load Cap</u>	<u>Price</u>
FB-06471	4.75" x 5.5" x 6.75"	.375"	Maple/Black	375 lbs	\$ 64.50

Floating Mantel Support Rod



Supports heavy, wall-mounted mantel beams. The base plate and tube diameter are extra large to ensure the highest carrying capacity possible by a bracket of this format. Cold-rolled steel construction suitable for solid wood, MDF box, and even stainless steel mantel beams. Load cap 200 lbs per two brackets. Raw steel finish will corrode over time if not painted.

<u>Code</u>	<u>Size</u>	<u>Thickness</u>	<u>Finish</u>	<u>Load Cap</u>	<u>Price</u>
FB-32164	6" x 1.5" x 2.5"	.25"	Untreated Raw Steel	100 lbs	\$ 34.20



Rib Mount Corbels



Lexington




Scalloped



Cumberland



Lincroft



Stanley



Brookdale

Beautifully designed Wood Corbels feature a heavy-duty rib mounting system that provides the necessary strength to support shelves and countertops. Rib support is made of 1/4" steel and designed to hold up to 375 pounds each. While the corbel itself is decorative, the rib mount system ensures a secure and reliable installation. Each wood corbel will come with the rib mount system and fasteners. Unfinished Maple.

Code	Description	Size	Price
40363	Lexington	10" x 3" x 10"	\$ 118.41
40360	Scalloped	10" x 3" x 10"	133.20
40382	Cumberland	12" x 3" x 12"	199.80
40381	Lincroft	10" x 3" x 12"	199.80
40387	Stanley	10" x 3" x 12"	152.10
40386	Brookdale	12" x 3" x 12"	152.10

Corbel Mount System



An L bracket and sleeve kit to work with a wood corbel to make installation easy. No need to worry about busting the corbel or matching stain. Follow instructions to route your corbel (corbel not included) and fit with mounting system. The small system makes adding a corbel under your counter or shelf a simple project. Galvanized finish, Light duty capacity only. Fasteners included.

Code	Size	Thickness	Price
31904	Bracket: 4" x 2.5" x 1" Sleeve: 2.5" x 1.3"	Base: 12 Ga Sleeve: 16 Ga	\$ 18.90

Corbel Rib Support



Designed to give your wood corbel strength and carry capacity. The corbel rib "L" bracket will mount into a stud where you desire the support, the corbel is then attached with countersunk holes on the top flange of the rib and provides a flush mounting surface. Available in multiple sizes to fit most corbels. Black powder coat finish, Load cap: 375 lbs.

Code	Size	Thickness	Price
40368	6" x 2" x 6"	.25"	\$ 45.71
40370	8" x 2" x 8"	.25"	53.44
40372	10" x 2" x 10"	.25"	57.30
40374	12" x 2" x 12"	.25"	58.65



Archer Bench Support Bracket



Designed for aesthetic appeal and exceptional strength, the Archer effortlessly supports up to 500 lbs when securely installed into studs. When ordering in raw steel, this bracket can easily be painted to match your aesthetic preferences. Whether indoors or outdoors, or whether you're working with tile, stone, brick, or drywall, the Archer delivers reliable support for standard or long benches in residential and commercial settings. Fasteners not included.

<u>Code</u>	<u>Size</u>	<u>Thickness</u>	<u>Finish</u>	<u>Load Cap</u>	<u>Price</u>
FB-09663	16" x 3" x 9"	.25"	Raw Steel	500 lbs	\$ 72.00
FB-09945	16" x 3" x 9"	.25"	Black	500 lbs	85.50

Rivera Bench Support Bracket



For sturdy bench installations, indoors or out. With a load capacity of 500 lbs, it combines durability with style. When ordering in raw steel, this bracket can easily be painted to match your aesthetic preferences. When installing multiple brackets for long span benches, space brackets no more than 30" apart for maximum support.

<u>Code</u>	<u>Size</u>	<u>Thickness</u>	<u>Finish</u>	<u>Load Cap</u>	<u>Price</u>
FB-09547	16" x 2" x 16"	.25"	Raw Steel	500 lbs	\$ 69.30
FB-09816	16" x 2" x 16"	.25"	Black	500 lbs	89.10
39972	Recommended Installation Kit		Stainless	-	\$ 37.19

Recommended Installation Kits (Installs multiple brackets, depending on number of holes in brackets):

Item #39972 (8x8 - 18x18 brackets) Includes: (12) 1/4" x 2-1/2" Hex Lag Screws, NOMARR Surface Protectors, (1) Tube RTV Silicone

Banq Heavy Duty Bench Support



Made of 0.50" steel, with a strong plug welded gusset, great for locker rooms, restaurant banquettes, or outdoor benches. The mounting plate has six, 0.26" countersunk holes for a flush, secure mount. Black or unfinished steel. Unfinished steel Banq will need to be painted with a metal appropriate paint of your choice to avoid corrosion.

Provides superior support in a clean, aesthetic look. The inwardly sloped gusset gives the bracket strength to support nearly any application while giving it a sleek look. When installing, make sure that you are tying into a minimum of 2" support structure. Fasteners not included.

<u>Code</u>	<u>Size</u>	<u>Thickness</u>	<u>Finish</u>	<u>Load Cap</u>	<u>Price</u>
40180	16" x 3" x 8"	.50"	Raw Steel	500 lbs	\$ 120.93
40181	16" x 3" x 8"	.50"	Black	500 lbs	89.10



Sutherland Bench Bracket



Offers robust support with a sleek, low-profile design. Featuring an inwardly sloped gusset for added strength, this angle bracket remains virtually invisible under the bench while providing exceptional support. Whether for indoor or outdoor use, the Sutherland Bench Support Bracket is ideal for a wide range of applications, from floating benches to shower seating.

Code	Size	Thickness	Finish	Load Cap	Price
30410	10" x 3" x 5"	.25"	Stainless Steel	500 lbs	\$ 116.42
30412	14" x 3" x 7"	.25"	Stainless Steel	500 lbs	140.94
30414	16" x 3" x 8"	.25"	Stainless Steel	375 lbs	143.64

Recommended Installation Kit (Installs multiple brackets, depending on number of holes in brackets):

Item #39988 Includes: (12) 1/4" x 2-1/2" Hex Lag Screws, NOMARR Surface Protectors, (1) Tube RTV Silicone \$ 29.60

Georgian Bench Bracket



An angle bracket with a low profile gusset providing additional support while remaining virtually invisible under the bench. For use indoors and outdoors, this bench support can be installed over tile, stone and brick with the proper tools or installed directly to the subframe. Select the size that is within 4" of the depth of your bench for maximum support. Space the brackets no greater than 30" apart in your installation and into studs for a 500 lb load capacity.

Code	Size	Thickness	Finish	Load Cap	Price
30460	10" x 3" x 5"	.25"	Stainless Steel	500 lbs	\$ 110.32
30465	14" x 3" x 7"	.25"	Stainless Steel	500 lbs	129.58
30463	16" x 3" x 8"	.25"	Stainless Steel	375 lbs	139.53

Recommended Installation Kit (Installs multiple brackets, depending on number of holes in brackets):

Item #39988 Includes: (12) 1/4" x 2-1/2" Hex Lag Screws, NOMARR Surface Protectors, (1) Tube RTV Silicone \$ 29.60

Metal Stud Front Flange Bracket



Single Stud Bracket

The Single Stud Bracket is designed specifically for metal stud installation to mount floating vanities, counters, desks, and more. Unique in the market, this bracket is engineered to mount directly onto the front flange of a single metal stud, or through dry-wall, making it ideal for interior wall applications. The Double Metal Stud Front Flange Bracket is designed specifically for side by side or double metal stud installation.



Double Stud Bracket

Code	Description	Size	Finish	Load Cap	Price
FB-09786	Single stud bracket, LH	19" x 1.75" x 5"	Flat Black	75 lbs	\$ 67.50
FB-10072	Single stud bracket, RH	19" x 1.75" x 5"	Flat Black	75 lbs	67.50
FB-10071	Double stud bracket, LH	19" x 3" x 5"	Flat Black	125 lbs	67.50
FB-09766	Double stud bracket, RH	19" x 3" x 5"	Flat Black	125 lbs	67.50