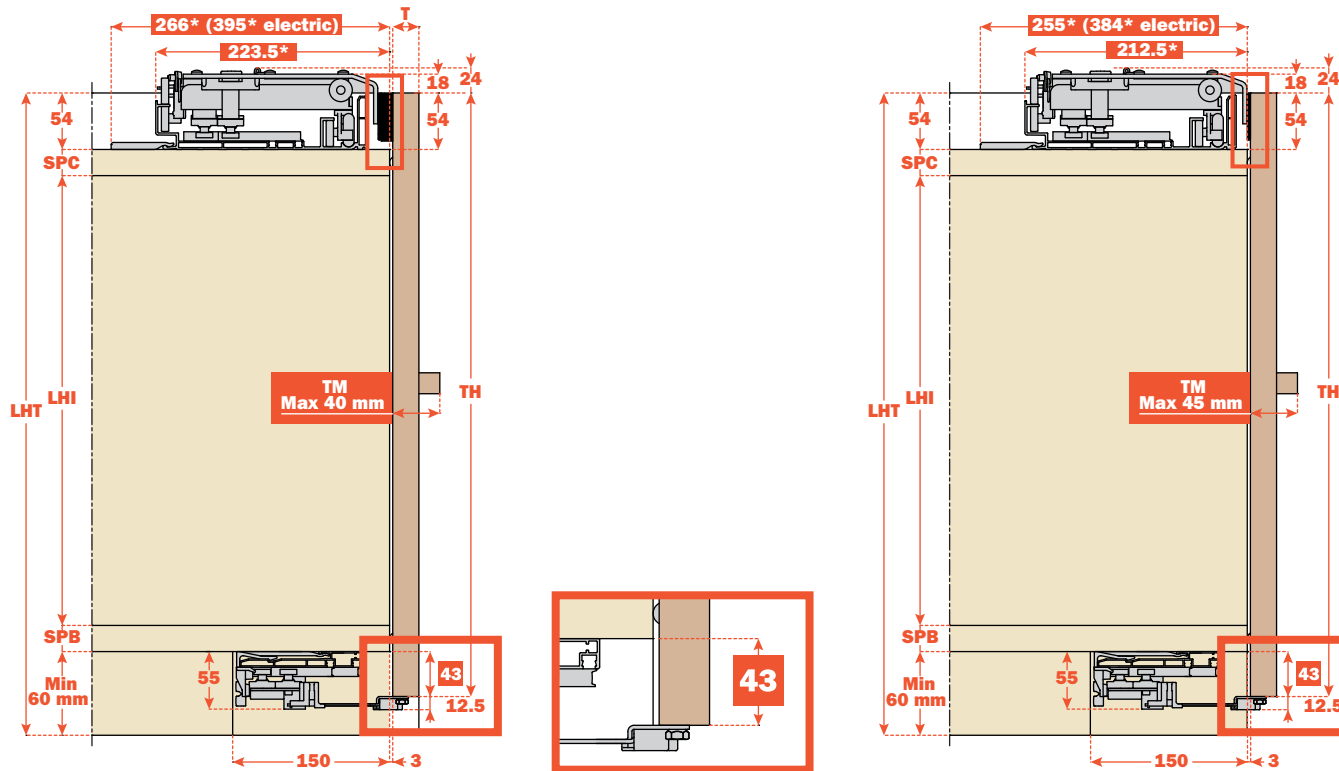
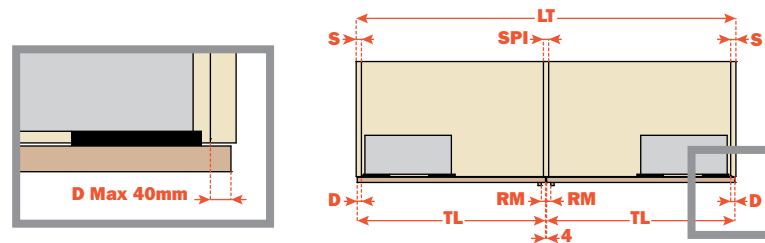


Slider M35 - Special Order

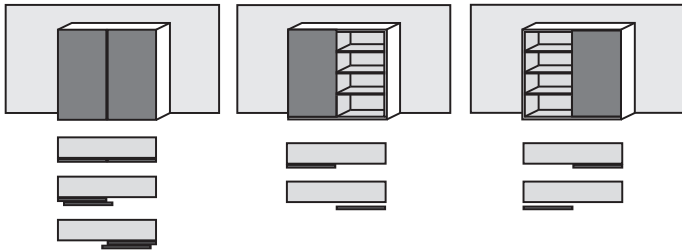
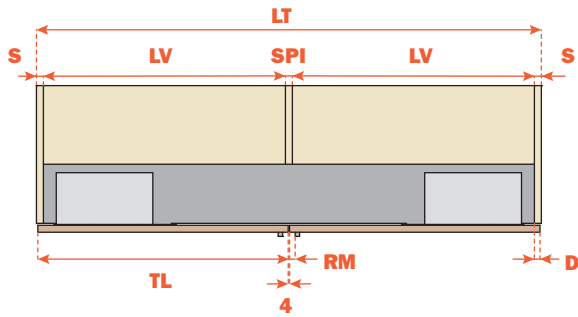
□ Type A43



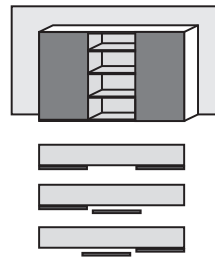
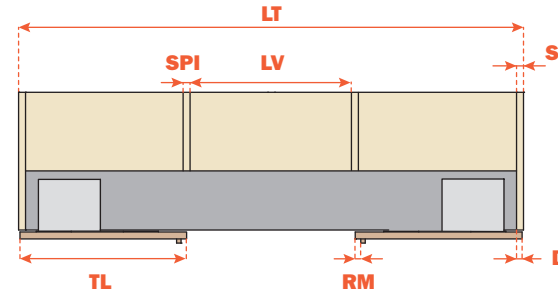
* With Clipper frame (+6 mm)



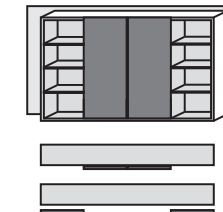
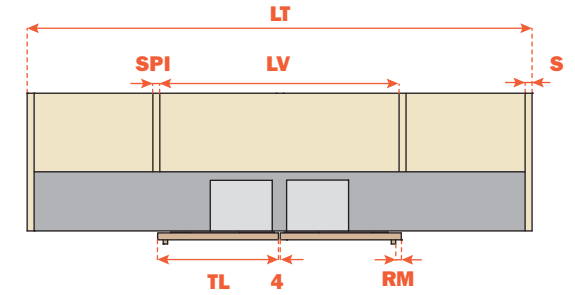
- Standard
- One Left
- One Right



- Step



- Reverso



Maximum weight of a door 35 Kg	
LHT	Total cabinet height (mm)
SPC	Top panel thickness (mm)
LHI	Internal cabinet height (mm)
SPB	Bottom panel thickness (mm)
TM	Door thickness + handle (mm)
TH	Door height (mm) • min 1200 mm • max 2200 mm
T	Door thickness (mm)
LT	Total cabinet width (mm)
SPI	Central panel thickness (mm)
S	Side panel thickness (mm)
TL	Door width (mm) • min 600 mm • max 2000 mm
RM	Distance from edge of the door to the handle (mm)
D	Door overlay on side panel • max 40 mm
LV	Internal cabinet width (mm)

Internal regulators • min 18 mm • max 45 mm
External regulators • min 18 mm • max 40 mm



Contact name
Company
Date
Project
Distributor
Notes